





Recessed Solid State Floor Lighting



Impress yourself with Eyeleds® ...


**Directional Lighting**

**Accent & Safety Lighting**

**Decorative & Safety Lighting**

**Surface Lighting**

### ***A new generation of modern lighting, based on LED technology!***

Eyeleds® are a patented, easy to install, built-in walk-over lighting innovation based on LED technology. When Eyeleds® fixtures are installed, they look like eyes, hence the name Eye\_leds. Eyeleds® are one of the first low profile, built-in, permanently installed, recessed, residential/commercial LED floor lighting systems of its kind.

Floorleds® are the perfect accessory to enhance and upgrade any flooring type with its warm and luxurious light output. Floorleds® set the tone by providing a modern alternative to traditional candlelight. The light produced by Floorleds® is not generated by an incandescent filament but by light emitting diodes (LEDs).

Floorleds® are specifically designed to be easily installed into carpeting, hardwood, laminate, stone, porcelain & ceramic tiles, quartz flooring, rubber, cork and bamboo, to name a few.

Floorleds® are perfect for commercial applications such as restaurants, retail establishments, entertainment facilities, sports facilities, theatres, casinos and hotels. They function wonderfully as a guide, accent or night-lights in stairways, lobbies, offices, conference rooms, walkways, elevators or at entrances and exits of buildings. Floorleds® also add aesthetic detail to residences.

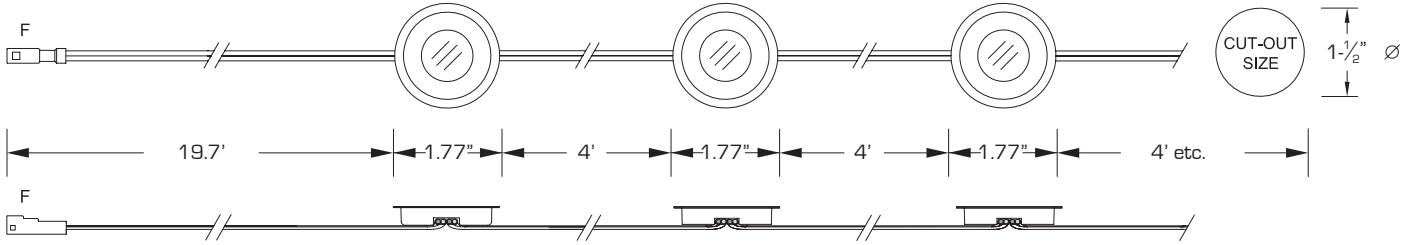
Floorleds® solid construction is engineered to withstand heavy use; walking or even driving over the lights is not a problem. Floorleds® will illuminate the way for up to 100,000 hours and are completely safe in humid environment, such as bathrooms, saunas, or indoor pools. Floorleds® are also available in high output, color changing, and even outdoor rated versions to create innovative & attractive solutions for patios, decks, landscaping, walkways, driveways & more

#### **Features & Benefits**

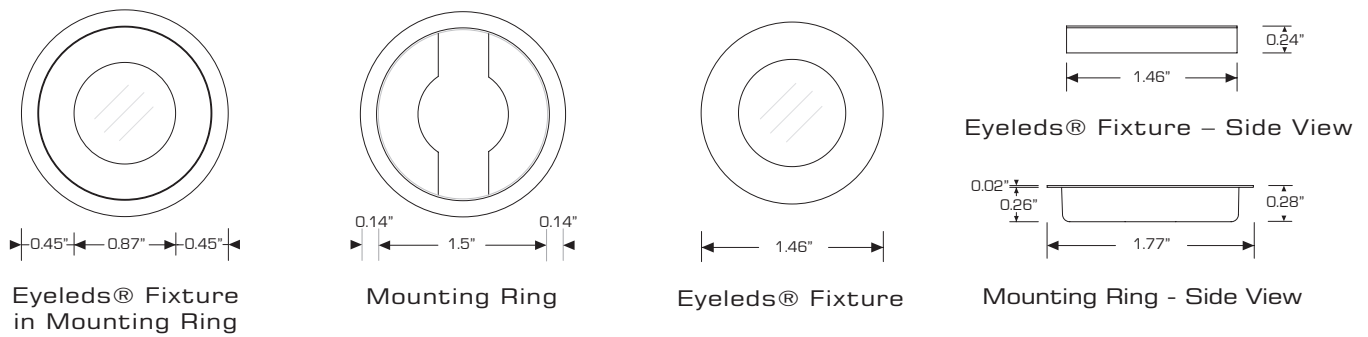
- Revolutionary design, allows Floorleds® to be easily installed
- Floorleds® are flush mounted fixtures that require a floor thickness of only 5/16"
- Lifespan of up to 100,000 hours or 34 years at 8 hours/day operation
- UV-resistant, polycarbonate 850 lens can withstand 628 lbs. of walk-over pressure
- IP67 water-resistant housing that's safe for damp locations
- Floorleds® are cool to the touch; the lighting surface will not exceed 93° F
- Floorleds® operate in a temperature range from -22° to 150° F
- An extremely energy-efficient light source, the round versions consume 0.3W and square 0.6W
- Floorleds® are powered by a Class II, short-circuit protected, 12V DC power supply
- Floorleds® are available in round & square lens shapes, and in either brushed stainless steel or brushed brass finishes.
- Choose from six LED light color options; white (5500k), blue, red, green, amber and warm white (3000K).
- Floorleds® are UL listed, and like all LSG products, come with a 3 year warranty

**Round Floorleds Dimensions**

Top View

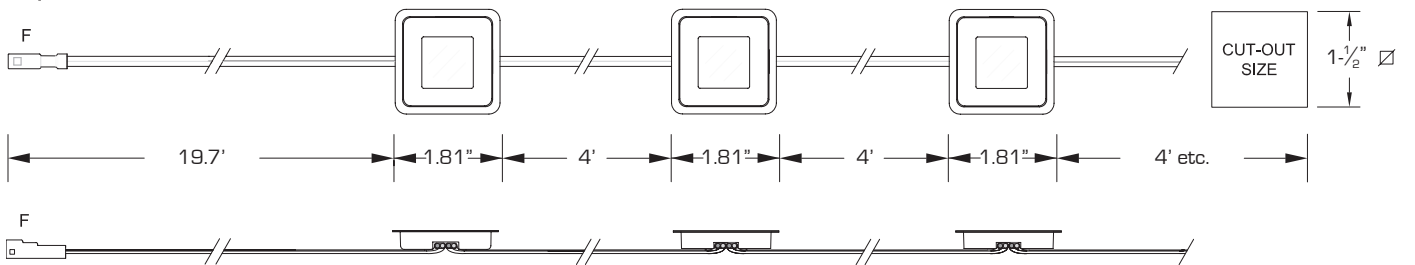


Side View

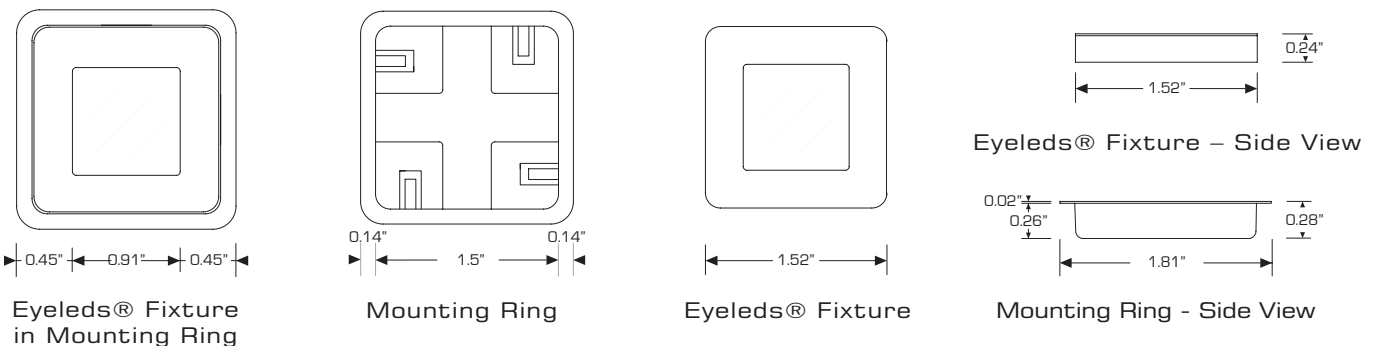


**Square Floorleds Dimensions**

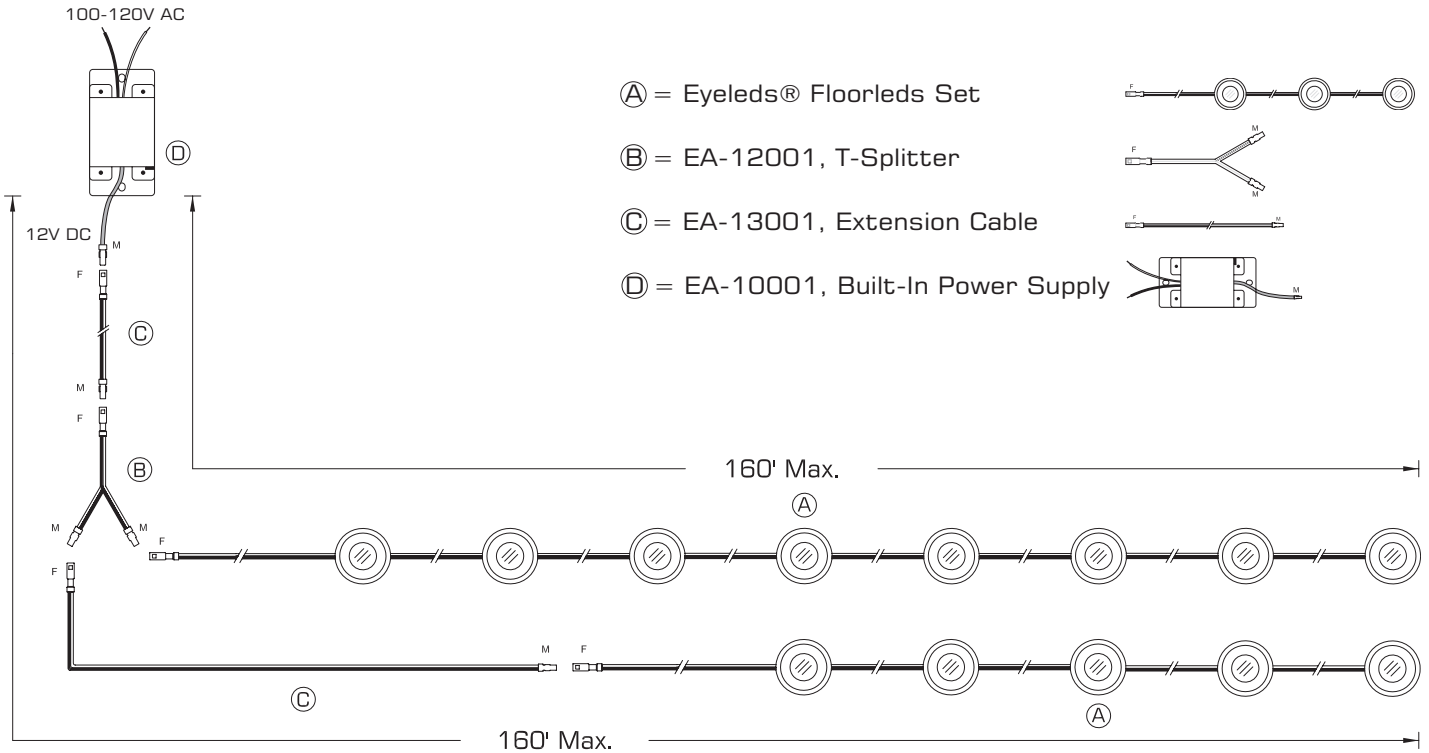
Top View



Side View



**Example Connection Diagram**



Maximum cabling length, measured from the power supply to the end of the longest Eyeleds® cabling run, must not exceed 160 linear feet.

**Maximum number of fixtures per power supply**

Eyeleds® Version	Built-In Driver (EA-10001)	Plug-In Driver (EA-11001)
Floorleds, Round	32	20
Floorleds, Square	16	10

**MATERIALS & CHARACTERISTICS**

Light Output	Round Lights - 6 lumens Square Lights - 11 lumens
Housing	Lexan, ø 1.46" (Round), 1.52" x 1.52" (Square)
Lens	Lexan, ø 0.87" (Round), 0.91" x 0.91" (Square)
Mounting Ring, Round	Inox 304, Stainless or Brass, ø 1.77"
Fire Barrier, Round	Inox 301, Stainless, ø 1.46", 0.02" thick
Clamp Ring for Carpeting	Inox 304, Stainless, ø 2.17"
Mounting Ring, Square	Inox 304, Stainless or Brass, 1.81" x 1.81"
Fire Barrier, Square	Inox 301, Stainless, 1.52" x 1.52", 0.02" thick
Connectors	Type JWPF, IP67, 3A, Male/Female
Cable	Inner 0.25mm <sup>2</sup> , Outer ø 1.2mm
Cable Polarity	Black with white stripe = Positive Solid black = Neutral

Note: fire barrier required for commercial applications only

**ELECTRICAL SPECIFICATIONS**

System Rating	Class II
Floorleds, Round	12V DC, 0.3W, 25mA
Floorleds, Square	12V DC, 0.6W, 50mA

**ENVIRONMENTAL SPECIFICATIONS**

Operating Temperature Range	-22° to 150°F
Dust and Water Resistance Rating	IP67
Max. Weight Resistance/Walkover Pressure	628 lbs
Max. Surface Temp. Front of Luminaire	93.2°F
Max. Surface Temp. Back of Luminaire	87.8°F

MIN 60 °C SUPPLY CONDUCTORS

SUITABLE FOR WET LOCATIONS

SUITABLE FOR GROUND, WALL AND CEILING-MOUNTED RECESSED








TYPE IC RECESSED, INHERENTLY PROTECTED

USE ONLY WITH Eyeleds® EA-10001 OR EA-11001 CLASS 2 DRIVERS



UL FILE# E311854

#### Round Floorleds - Color & Finish Options A 12V / 0.3W / 25mA

White LED Stainless Steel Finish	Blue LED Stainless Steel Finish	Red LED Stainless Steel Finish	Green LED Stainless Steel Finish	Amber LED Stainless Steel Finish	White LED Brushed Brass Finish	Amber LED Brushed Brass Finish
						
RWS	RBS	RRS	RGS	RAS	RWB	RAB






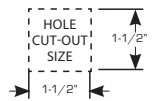
**Also available:**

Warm White LED  
Stainless Steel Finish, Round  
Code: RZS

Warm White LED  
Brushed Brass Finish, Round  
Code: RZB

#### Square Multi - Color & Finish Options A 12V / 0.6W / 50mA

White LED Stainless Steel Finish	Blue LED Stainless Steel Finish	Red LED Stainless Steel Finish	Amber LED Stainless Steel Finish	White LED Brushed Brass Finish	Amber LED Brushed Brass Finish
					
SWS	SBS	SRS	SAS	SWB	SAB



**Also available:**

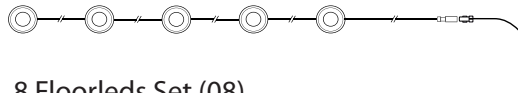
Warm White LED  
Stainless Steel Finish, Square  
Code: SZS

Warm White LED  
Brushed Brass Finish, Square  
Code: SZB

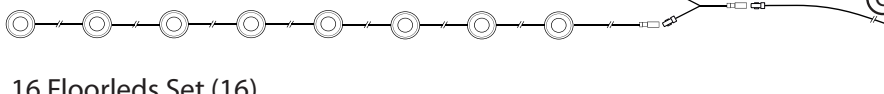
Max. of 16 Square Floorleds per Built-in Driver or max. of 10 Square Floorleds per Plug-in Driver

#### Configuration Options & Example Connection

##### 5 Floorleds Set (05)



##### 8 Floorleds Set (08)



##### 16 Floorleds Set (16)



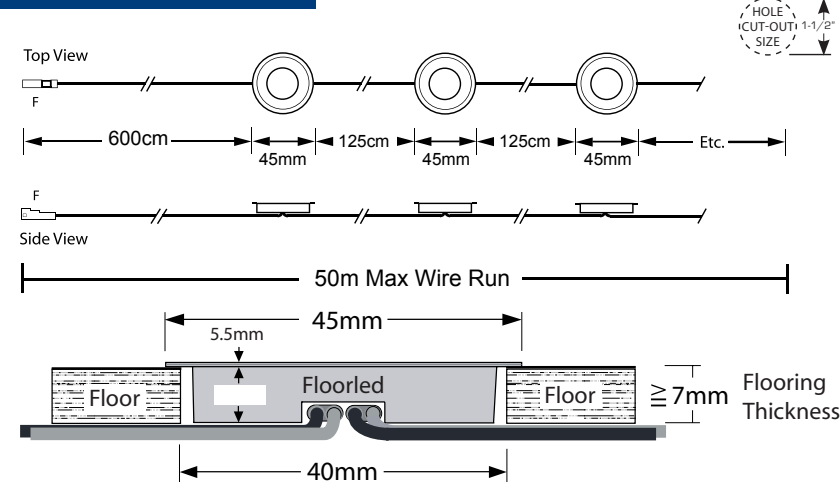
A = EA-1001, Built-in Power Supply

B = EA-12001, T-Splitter

C = EA-13001, Extension Cable



#### Floorleds Dimensions



#### Order Codes

Item Code - FL - A - 05 = 5 floorled chain

Item Code - FL - A - 08 = 8 floorled chain


Item Code - FL - A - 16 = 16 floorled chain

A = Color & finish code from above, located below the floorleds images above

#### Example Item Code:

The item code below is for a floorled (FL), round (R), white color LED (W) and stainless steel finish (S) with a 5 floorled chain.

**FL-RWS-05**



**EA-10001, Built-In Power Supply**

- In: 100-120V AC, 50-60hz, 0.22A
- Out: 12V DC, 10W, 833mA
- Non-Dimmable
- For dry location use only
- Powers up to: 32 Round Floorleds or Multi Fixtures  
32 Guide Floorleds or Multi Fixtures  
16 Square Floorleds or Multi Fixtures  
6 PowerEYE® Fixtures
- See Driver Datasheet for additional information.



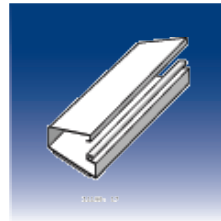
**EA-15001, Installation Box for Floor Tile & Stone**

- Closable lid allows excess wiring to be stored under the Eyeleds® fixture
- 8 break-offs for incoming and outgoing cable conduit # EA-14001
- Self adhesive tape is pre-applied to the backside for easy install
- Prevents mortar and glue from seeping up through the Eyeleds® fixture during installation
- The items height of 5/32" blends into mortar or thin-set that is applied with a 3/8" or larger square notched trowel



**EA-11001, Plug-In Power Supply**

- In: 100-240V AC, 50-60hz, 0.15A
- Out: 12V DC, 6W, 500mA
- Non Dimmable
- Dry location use only
- Powers up to: 20 Round Floorleds or Multi Fixtures  
20 Guide Floorleds or Multi Fixtures  
10 Square Floorleds or Multi Fixtures  
4 PowerEYE® Fixtures
- See Driver Datasheet for additional information.



**EA-14001, Cable Conduit for Tile, Plaster & Quartz**

- Under-floor conduit for Eyeleds® wiring
- Apply thin-set up to conduit using a 3/8" Square notched trowel
- Cabling lays in the conduit and the hinged lid snaps shut
- Used at the start of a run or between installation boxes
- Pre-applied double sided taped: peel and stick to substrate
- Protects cabling from being skinned or accidentally cut
- Dimensions: 46.5"L x 9/16"W x 1/8"H



**EA-12001, T-Splitter**

- Length: 4.73"
- One female and two Male plug connectors
- Can be used with Floorleds, Multi and PowerEYE® systems
- When used under flooring, use the Plug-Connector Box to protect the plug connection fittings from damage
- See Eyeleds Datasheets for uses and applications



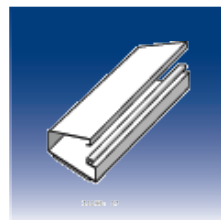
**EA-17001, Installation Box for Carpet & Laminate**

- Closable lid allows excess wiring to be stored under the fixtures
- 8 break-offs for incoming and outgoing cable conduit # EA-16001
- Self adhesive tape is pre-applied to the backside for easy install
- Helps to prevent glue from seeping up through the Eyeleds® fixture during direct glue down hardwood or laminate installations
- The 3/16" thickness integrates with carpet padding or foam underlayments that is 1/4" of greater



**EA-13001 / -13002 / -13003, Extension Cable**

- Available Lengths: EA-13001: 3.28'  
EA-13002: 9.84'  
EA-13003: 19.7'
- One male and one female plug connector
- Can be used with Floorleds, Multi and PowerEYE® systems
- When used under flooring, use the Plug-Connector Box to protect the plug connection fittings from damage
- See Eyeleds Datasheets for uses and applications



**EA-16001, Cable Conduit for Carpet & Laminate**

- Under-floor conduit for Eyeleds® wiring
- Cabling lays in the conduit and the hinged lid snaps shut
- Carpet pad or foam underlayment 1/4" thick of greater, is necessary to eliminate raises or bumps in the carpet or floor installation
- Use at the start of a run or between installation boxes
- Pre-applied double sided taped: peel and stick to substrate
- Protects cabling from being skinned or accidentally cut
- Dimensions: 46.5"L x 9/16"W x 3/16"H



**EA-18001, Plug End Cap**

- Used for terminating the last open connector of a Multi or PowerEYE® lighting system
- Plugs into the last open male plug connector
- Prevents accidental system short-circuits



**EA-21001, Plug Connector Box**

- Use when making a plug connection under flooring
- Protects the plug connections from accidental damage
- Apply the provided, round steel plate, to the top of box to provide a 628lbs of walkover pressure rating
- The flooring substrate needs to be milled out 1/4" deep, the top of the box should project 1/8" higher than the flooring substrate
- Dimensions: ø 2-3/8" x 3/8"H



**Clamp Ring for Carpeting**

*Included with all interior Eyeleds® versions*

- Used to install all Eyeleds® versions in carpeting or other materials that are between 1/4" to 3/8" in thickness
- Is also used as a stabilizer base for the Eyeleds® fixture when it is installed into wall plaster or epoxy stone troweled flooring