



Features & Benefits

- Professional grade, state-of-the-art, RGB LED lighting system
- Low profile design allows for endless creativity in many applications
- Flush mounted LED units that require a material thickness of only 7mm
- HQ components: UV-resistant lens and a stainless steel housing
- Water-resistant LED system that is safe around damp locations (IP67)
- Long lasting, energy efficient LED technology
- DMX compatible, enabling complex light patterns & sequences

Applications

- Natural stone
- Hardwood & laminate
- Carpet, carpet tiles & rugs
- (Entrance) matting
- Quartz carpet & vinyl flooring
- Stair treads, stringers & risers
- Baseboards, profiles & wainscoting
- Countertops & cabinets

ColorEYE Pro

ColorEYE Pro ('Programmable') is a dynamic LED lighting system, utilizing state of the art, programmable color changing RGB technology. ColorEYE Pro is available as a stand-alone system but can also be operated by advanced DMX control equipment.

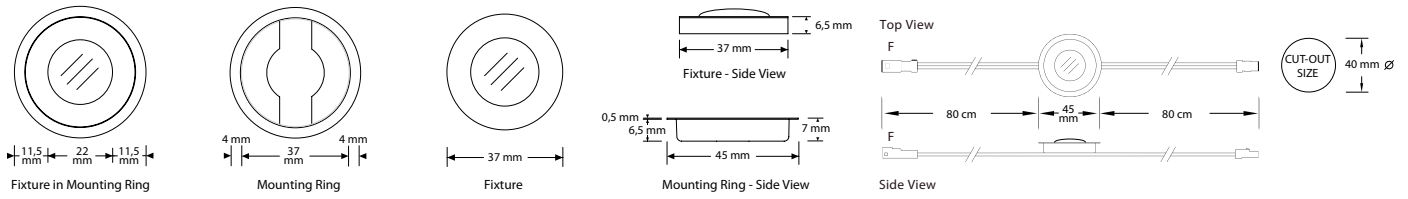
The heart of a stand-alone operated ColorEYE Pro system is the wall mount control unit with a multi-functioning sequencer. The sequencer has eight buttons for customizing and storing light colors and brightness settings. Create countless new color combinations by mixing the primary colors Red, Green and Blue. In addition, the sequencer has two designs pre-installed: the 'color cycle' and 'color sweep'. The speed of these sequences be increased or decreased as desired.

For larger installations with complex light patterns and sequences, custom programmed DMX control equipment is available on request.

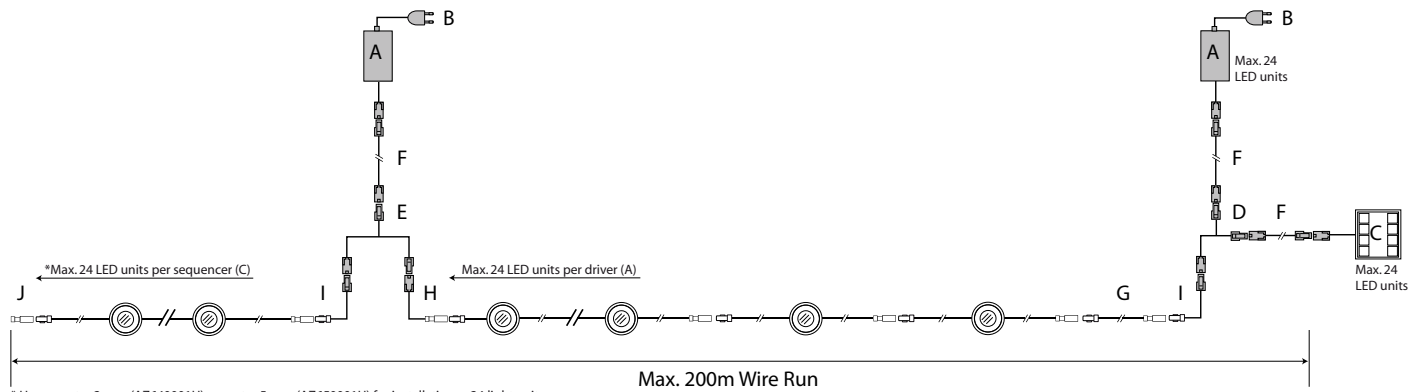
Specifications

Power Consumption	0,8W / 28mA
Rated Life	up to 50.000 Hours
LEDs	SMD (RGB LED)
Materials	
Lens and Housing	Polycarbonate
Metal Parts	Stainless Steel (INOX 304)
Walkover Pressure	Max. 150kg / 2850N
Surface Temperature	
Front	Max. 34°C
Back	Max. 31°C
Operating Temperature	-35°C to +65°C
Control System	Standalone, EIB, DMX512
Voltage	28V DC
Warranty	3 Years Limited
Standards	CE
Environment	IP67, indoor application only

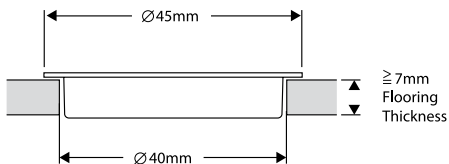
Dimensions



Example Connection Diagram (Standalone Setup)



Installation Diagram



Ordering Information

Product	Description	Finish / LED Colour	Item Code
ColorEYE Pro	Single Linkable LED Unit (Multi)	Stainless Steel / RGB LED	491.313.0U.22209

Accessory	#	Item Code	Accessory	#	Item Code
Power Supply Pro 28V DC / 27W	(A)	AZ.44.00.21U	Converter Cable - IP20 IN > IP67 OUT	(I)	324.020.0U.00602
AC Power Cord with Euro Plug	(B)	324.034.0U.00102	Converter Cable - IP67 IN > IP20 OUT	(H)	324.021.0U.00602
AC Power Cord with US Plug	(B)	324.034.0U.00202	Extension Cable - IP67, 100cm	(G)	324.022.0U.00602
AC Power Cord with UK Plug	(B)	324.034.0U.00302	Extension Cable - IP67, 500cm	(G)	324.023.0U.00602
AC Power Cord with CH Plug	(B)	324.034.0U.00402	End Stop	(J)	included with (I)
Wall Mount Control Panel (Sequencer)	(C)	AZ.46.00.11U	Repeater 2-Way		AZ.64.00.21U
Splitter Type A - Connects PSU with Sequencer & LEDs	(D)	AZ.41.00.21U	Repeater 5-Way		AZ.65.00.21U
Splitter Type M - Connects additional PSU with LEDs	(E)	AZ.42.00.21U	DMX Control Equipment available on request		
Extension Cable - IP20, 100cm	(F)	AZ.37.00.21U			
Extension Cable - IP20, 500cm	(F)	AZ.39.00.21U			
Carpet Clamp Ring		324.060.0U.00201			